



HAND PRINT

Action Towards
Sustainability








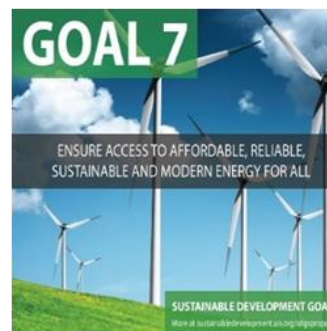
SDG Handprint Lab

CEE

Centre for Environment Education



SUSTAINABLE DEVELOPMENT GOALS



Transforming the world: The 2030 Agenda for Sustainable Development

- Adopted at the UN Sustainable Development Summit in 2015.
- A set of 17 goals with 169 detailed targets covering broad range of sustainable development issues.
- The Goals apply to *every* nation ... and every sector. Cities, businesses, schools, colleges, organizations, *all* are challenged to act.

Handprint

Handprint is positive action, commitment, measurement; it also means connecting – joining hands, a symbol of care and it's inspiring.



HAND PRINTTM
action towards
sustainability

Launched at the 4th International Conference on EE, Ahmedabad, 2007, Handprint is a tool to indicate to ourselves the ESD actions we take. It is a tool that measures action at the individual, community, national and global level.

This concept emerged from one of CEE's programmes in Andhra Pradesh



SDG Handprint Lab



<http://www.handprint.in>

SDG Handprint Lab

**A local area Study and Sustainability Action Pedagogy
for Higher Education Institutions.**



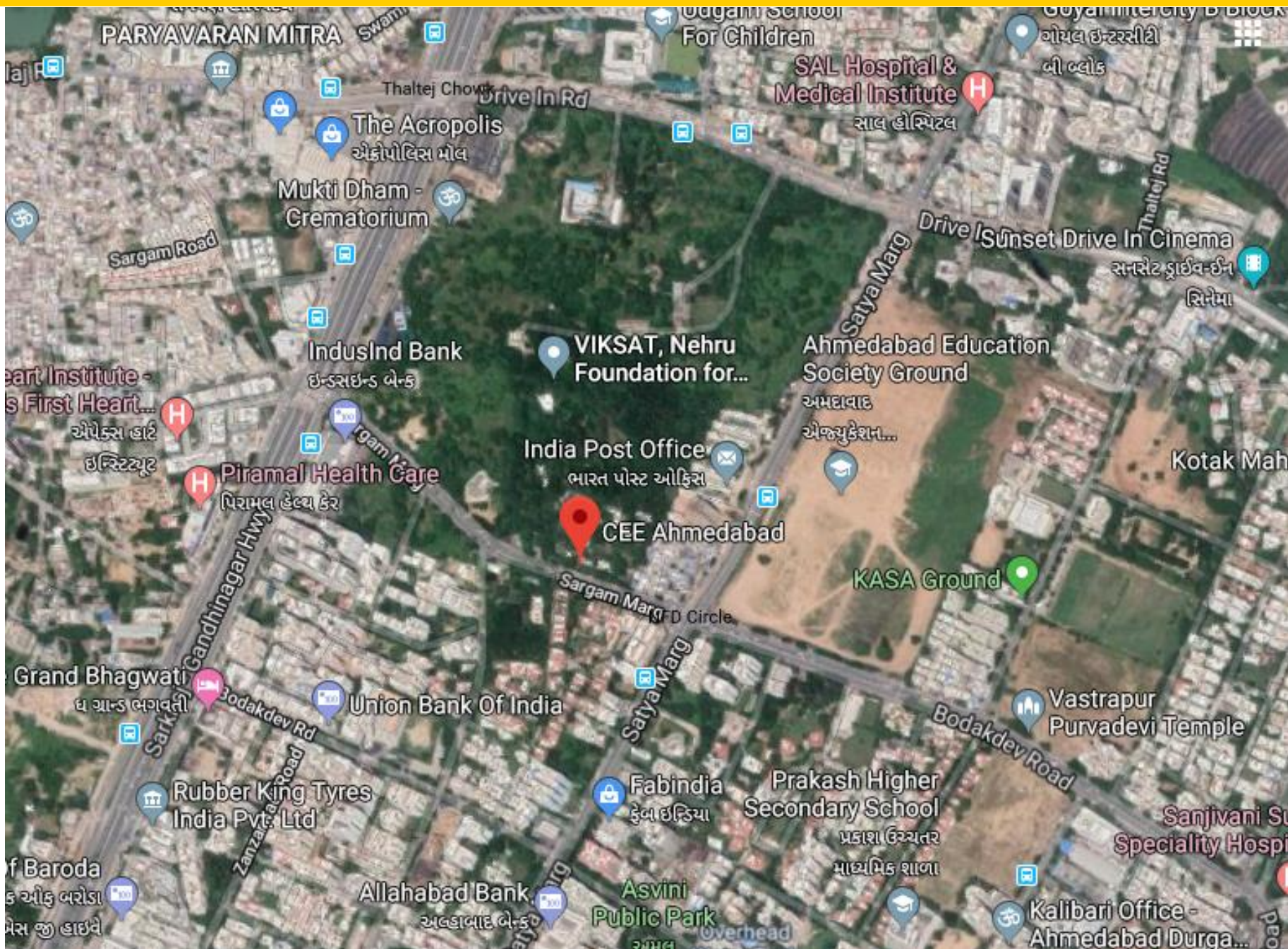
Programme:

Identify a specific Geographic Area and a SDG Target addressing a sustainability concern in that area and take Handprint Action towards achieving that Target



Objective:

A unique learning environment to youth that involves understanding of the SDGs and relating it to issues of a local area and using their skills and knowledge to conduct research and executing handprint activities.





Action Plan



The programme involves nine steps

1. Orientation
2. Selection of the SDG Target and Group Formation
3. Compilation and Analysis of Available Statistical and Geospatial Information
4. Ground truthing
 1. Understanding/developing methodology
 2. Baseline study
5. Developing Project Strategy and Plan of Action
 1. Analysis of data
 2. Developing the plan of Action
6. Presentation of Strategy and Ethical Evaluation
7. Project Implementation and Handprint Action
8. Submission of Project Report
9. Presentation, Evaluation and Certification

Step 1. Orientation



SDG Handprint Lab

Students will be

- made aware of various environmental concerns
- made familiar with the concept of Sustainable Development, SDGs its 17 goals and the 169 targets
- oriented to the concept of Handprint
- oriented to SDG Handprint Lab



Step 2: Selection of the SDG Target and Group Formation



SDG Handprint Lab

Students select the SDG target aimed at addressing a local sustainability concern.

Students with similar interests form groups of 5 to 7 members.



Step3: Compilation and Analysis of Available Statistical and Geospatial Information

Students will be exposed to platforms for obtaining information for planning, monitoring implementation, and tracking data

Students will be encouraged to integrate statistical and geospatial information for baseline study and project implementation

Step 4 : Ground truthing



SDG Handprint Lab

Students identify sources and prepare methodology for data collection on the selected SDG target in the geographical area.

Students visit the geographic area and collect baseline data as required for their selected SDG target.



Step 5: Developing Project Strategy and Plan of Action



This would involve analysis of the collected baseline data to understand the ground reality and strategizing the action plan

Students develop a Handprint Action to address the identified sustainability issue in the geographic area

The SDG Handprint website will keep all the member colleges and students connected and will provide a platform to ideas.

Step 6: Presentation of Strategy and Ethical Evaluation

- Students will be encouraged to evaluate the strategy on issues of cost, speed, effectiveness, durability of the solution etc.
- Discuss on how the intervention would effects different groups, how a sustainability and environmental impact assessment is done, what issues are involved in ethics and development etc.





Step 7: Project Implementation and Handprint Action

Students will implement the Handprint action in the community.

Step 8: Submission of Project Report

The results of the intervention will be assessed, stock taken and the final report prepared.

The report will document the observations, strategy, Handprint Actions taken in achieving the SDG Target and recommendations (if any) for any further actions required.

Step 9: Presentation, Evaluation and Certification

- An Exhibition highlighting the Handprint Action and the positive impact created in the Geographical Area will be organized.
- The students will be evaluated on the basis of specific learning goals of the programme.
- Students will obtain a SDG Handprint Certificate on meeting the criteria established to evaluate their performance.



The SDG Handprint Lab Advantage




- Opportunity to be part of CEE's and partner national and international networks
- Understanding SDGs and learning their indicator protocols in a local area context
- Practical application of academic knowledge
- Learning to develop sustainability strategies, conducting research, working with the community
- Acquiring report writing and presentation skills



GLOBAL HANDPRINT NETWORK

The Handprint pedagogy is being used around the world to strengthen action towards the fulfilment of UN SDGs.





SDG Handprint Lab



The extraordinarily diverse, global network of people, organizations, and institutions that participate in promoting and implementing the values and principles of the Earth Charter.

www.EarthCharter.org

THE EARTH CHARTER



A declaration of fundamental principles for building a just, sustainable, and peaceful global society in the 21st century

- Preamble
- I. Respect and Care for the Community of Life
- II. Ecological Integrity
- III. Social and Economic Justice
- IV. Democracy, Nonviolence, and Peace
- The Way Forward



Young Reporters
for the environment



Young Reporters for the Environment





SAYEN

Supported by the UNEP Regional Office, Asia and the Pacific; SAYEN is linked to UNEP's strategy for engaging young people in environmental activities and in the work of UNEP



United Nations
Environment Programme

CEE

Centre for Environment Education



SDG Handprint Lab

Join

**A local area Study and Sustainability Action
Programme for Higher Education Institutions**



CEE

Centre for Environment Education

Increase your Handprint !

Decrease your Footprint!

